


one2one iPad Program Yr 4 2020





What sort of iPad user will you be?



*A responsible user
asks ...*

- Is this the safest and most responsible thing to do?*
- Could I do this better?*



My Pledge

I promise to:

- Care for the iPad assigned to me as I would any other expensive school-owned equipment.
- Report all accidents, damage or operational problems with the iPad to my teacher and to Mr Mac.
- Always transport my iPad in its protective sleeve .
- Charge my iPad at home each night.
- Always use my iPad responsibly and safely , whether at home or at school.
- Report any 'cybersafety' issues to my parents and teacher.



Benefits of being online

- Build on the your current knowledge as well as exploring new topics and issues.

- Develop skills in problem solving and critical thinking

Have fun, be entertained and inspired

Allows for flexible access at any time. However we must manage our online time responsibly to have balanced screen time.



Be WISE Online


- Information may not be true
- People on websites may not be who they say they are
- Can't see people's reactions
- Messages can be misunderstood
- Bad manners
- Cyberbullying



NEVER share or post
ANY PERSONAL
information including,
name, photos, address etc

Netiquette

Netiquette is the use of good manners and appropriate behaviour in online situations.



Does that mean I have to use good manners when I am using the internet, even though people can't see me?



Yes. It's just like when you are at the dinner table or in the classroom. There are certain rules and behaviours that are acceptable, and some that are not OK.



Tips for good manners online

- **The golden rule:** Treat other people the way you would like to be treated.
- **Think before you type:** You never know who might see it!
- Display respect in your actions and words:

**Would your grandmother approve
of what you do and say online?**





- School email is for school use – **no chatting**
- Use proper formatting, spelling, grammar
- CC anyone you mention plus always include your teacher too
- Re-read your email before sending
- Do not use capitals – THIS IS SHOUTING
- Do not email **confidential** information
- Do not email offensive remarks
- Do not open emails from senders you do not recognise. **ALERT** a parent or teacher immediately.



iPad is used for Educational Purposes

- Your School device is for educational purposes only.
- Thus you can only use this device for apps and websites recommended by your teacher.
- DO NOT attempt to install apps.
- DO NOT use private IDs to access online stores or websites.

Be aware of that the ***Consequence may be loss of iPad.***

Protect Your Personal Information

Personal information is unique to each person and helps to identify them. It may include:

- full name
- school name
- date of birth
- address
- phone number
- email address.



As a general rule, **do not display personal information about yourself** in a way that is publicly available.

Cybersafe practices



- Always keep your password safe.
- Only visit appropriate websites requested by your teacher.
- Only communicate with people you know in real life.
- Think before you send images or information.
- Do not click on pop-up advertisements (tell a parent if this happens).
- Don't respond to emails from people you do not know.

It is your duty to report any problems to a responsible adult.

The image features a vibrant pink rectangular background. In the center, there is a large, horizontally-oriented green oval. Inside this oval, the words "Digital footprints" are written in a clean, white, sans-serif font. Surrounding the green oval are several stylized purple footprints of varying sizes and orientations, scattered across the pink background. The overall design is simple and modern, using a limited color palette of pink, green, purple, and white.

Digital footprints

Digital footprints

Every time you go online, you leave a trail of information. This is called your **digital footprint**.

Other people can trace your activities and comments through your digital footprint.

Once information is posted online, it is available online **forever**.

It is really important that your digital footprint reflects you in a **positive** manner.





Does that mean I shouldn't make funny comments about other people's photos?



You really need to **think** carefully before you post comments or images online.

They are online forever!



The person in the photo might not think your comment is funny.

Be positive!

That will make the other person feel good and it will help you create a positive digital footprint.

Reflecting on your digital footprint



If Digital Detective Dave investigated your digital footprint, what would he see?



What do you do when something that you don't expect comes onto your screen?
Who do you tell?
What do you do?


Screen down Hand up No fuss

If you see or receive something negative online:

- **never** send it to others
- **never** post negative comments about it
- report it to a responsible adult.

Posting, sending or forwarding negative information creates a **negative digital footprint**.

It might even be **illegal**.



I am a Digital Citizen!

When I'm at school,
I will use my
PERSONAL DEVICE
for **EDUCATIONAL**
PURPOSES only.

*I will only use the
assigned WIFI network
when I'm at school.

*I will keep my device
safe and secure at all
times.

I listen to my **GUT!**
I make sure that I am
SAFE & APPROPRIATE
when I am online.

*I will visit appropriate
websites that promote
learning and are for
educational purposes.

*I will follow Copyright Laws,
and will remember to cite the
sources I use for all my
projects.




I listen to my **HEAD!**
I will protect my
PRIVATE INFO and the
information of others.

*I will log out, and not share
my login or password with
others.

I listen to my **HEART!**
I **RESPECT** myself and
others when I am
online. I use kind
words, and remember
that my "digital
footprint" should not
harm others.

I **STAND UP** and say
"No!" to
CYBERBULLYING.
I will tell an adult if
someone is being
unkind or harmful.





Guidelines

Users will engage in ethical, legal and responsible use of ICT



- Ensure you have your iPad **at school each day** (unless otherwise requested).
- Laptops are only to be used in class when directed by your teacher.
- Close the cover while you are moving around or not using the device.
- Keep it **away from food and drink**. And regularly clean the screen and around the keyboard.
- iPads are to be kept clean. **Do not add personalised stickers or markings to it**. You are not to remove any identification labels.



Guidelines

Users will engage in ethical, legal and responsible use of ICT



- Protect your device ensure it is in its **case and in your school bag** during transport.
- Your laptop device is for educational purposes and you are **only to use programs/sites requested by your teacher.**
- You are **not allowed to download any programs.** If you have a suggestion for an educational program for your iPad, you must email your teacher and Mr Mac.
- It is your responsibility to **charge your laptop at home each night.** (Your charger should not come to school unless requested by the teacher).



Guidelines

Users will engage in ethical, legal and responsible use of ICT



- When using your device at home, you must ensure a **parent can visibly see you** completing your work.
- At School, know that teachers can view your work at all times using **Apple Classroom and the School Portal.**
- You have the use of the laptop whilst you are enrolled at this school. Please ensure the device with all its accessories are returned in the event of leaving the school.

eSafety

Being CYBERSMART
is all about protecting your
personal information and privacy

- Visit the [eSafety Kids website](#).
- Write 4 tips to share with others about being safe online:

Activity & Class discussion



Watch the video: Make cyberspace a better place

[Katie – Cybersafety](#)

Discuss and answer the questions:

- What did Katie do wrong?
- What did Melanie do wrong?
- What did Katie do to report the situation?
- What strategies did the girls use to deal with the situation?
- What did the girls learn from the situation?

Class discussion 2

Watch the video:

[Make cyberspace a better place - George - Cyberbullying](#)

Discuss and answer the questions:

- 1) Was George a bystander, a bully or both?
- 2) What impact did the situation have on Derek?
- 3) Did George show any empathy in his reflection after the event?

<https://www.youtube.com/watch?v=qm-fe2x2HOM>